



Gas Equipment from ESAB



A full line of gas equipment solutions for every application, industry, and environment.

Gas Equipment

ESAB's premium blend of time tested design and modern innovation is the result of integrating advanced technology into real world applications to deliver solutions to enhance customer's productivity.



ENGINEERED



ASSEMBLED



TESTED

Number One in Quality

Our welding and cutting product lines have achieved world-class quality through Total Quality Control, which includes the commitment of every member of our team. Our employees – from the CEO to the men and women on the production line are provided with the knowledge and skills they need to act as guardians of quality. Our quality control efforts cover every step, from product development to production to customer service.

Gas Equipment

Table of contents



Description	Page	Description	Page
Process Description	2		
Torches		Regulators	
Overall Offering Guide	3	Overall Offering Guide	23
Torches		Edge Series Regulators.....	24-25
NM Series Combination Torch	4-5	Edge 3 Single Stage Regulators	26
NM Straight Cutting Torch	6-7	Edge 4 Multi Stage Regulators	27
WH455 Combination Torch	8	Edge Linemaster Series Regulators	28
Bulldog Heavy-Duty Torch	9	G Series Medium Capacity Regulators	30
		G Series Flowgauge & Preset Regulators	31
		Regulator/Flowmeter Combinations - Optiflow.....	32-33
		Gas Safety - Replacement Recommendations.....	34-35
Safety Devices		Oxy-Fuel Cutting & Welding Outfits	
Flashback Arrestors	10-11	Edge Series & G Series Kits.....	36-39
		ESAB Warranty	40
Hose Assemblies and Fittings		ESAB Gas Inspection Course	40
Hose Assemblies	12		
Hose Fittings and Supplies	13		
Nozzles			
Overall Offering Guide	14		
Cutting Nozzles - An Overview	15		
Acetylene Nozzle Mix	16		
Propane Nozzle Mix	17		
Welding Nozzles	18		
Process Nozzles	19		
Accessories			
Gas Equipment Accessories.....	20-21		
Portable Cutting Machine			
VCM 200 Cutter.....	22		

Process Description

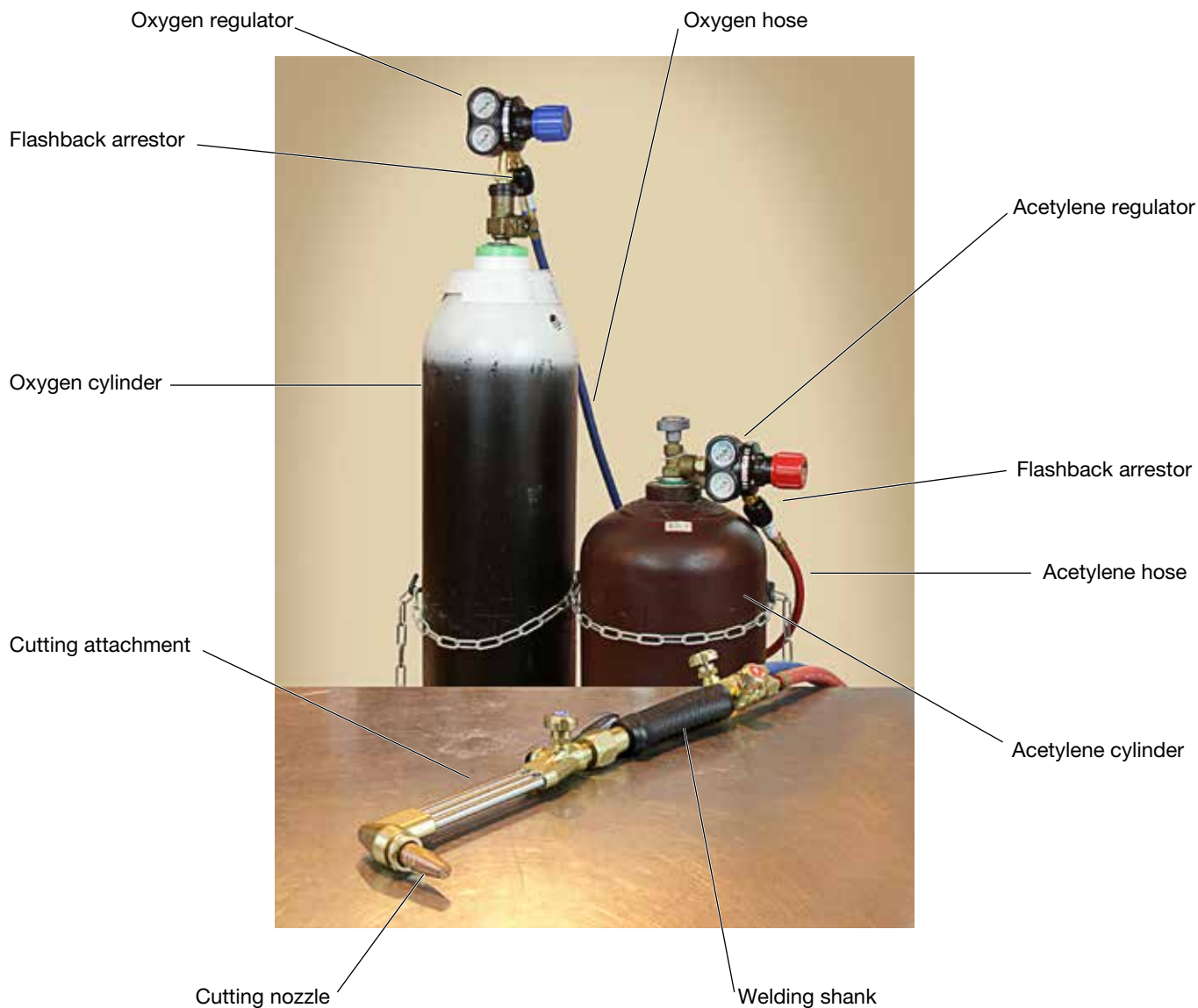
In oxy-fuel gas welding, heating, and cutting, an intense flame is produced by burning a controlled mixture of oxygen and a fuel gas. The gases are drawn from separate sources through pressure regulators and introduced into a torch for mixing. They exit the welding head or cutting tip, where they are ignited. Flame intensity depends on the flow rates of the gases, the gas mixture ratio, the properties of the fuel gas selected, and the type of welding head or cutting tip. Flow rates and mixture ratios are controlled by the regulator pressure settings and by the torch valves.

Welds are formed from the weld pool created through contact of flame, workpiece, and welding rod, if used. Use of flux removes oxide and scale from the welding area and helps assure a sound weld.

In cutting operations, a concentrated flame is used to preheat and maintain the workpiece at its ignition temperature while a high-velocity stream of oxygen is directed at the preheated plate. The oxygen stream rapidly oxidizes the metal in a narrow path and blows away the slag to form the kerf.

Basic equipment necessary for oxyfuel gas welding and cutting includes a torch with welding heads, cutting attachment, and cutting tips; oxygen and fuel gas hoses; oxygen regulator; and acetylene or other fuel gas regulator. Always comply with the instructions listed in the operator's manual provided with each piece of equipment.

A typical oxy-fuel set up / configuration



Torches

Overall offering guide



Combination

Heavy-Duty

NM Series Combination Torch

WH443 NM Shank4-5

CA444 NM Cutting Attachment4-5



Light-Duty

WH455 Combination Torch

WH455 Shank 8

CA456 Cutting attachment 8



Hand Cutting

Heavy-Duty

NM Straight Cutting Torch

NM ST443 Cutting Torch6-7



Extra Heavy-Duty

Bulldog Cutting Torch

Bulldog Extra Heavy-Duty Cutting Torch 9



Torches

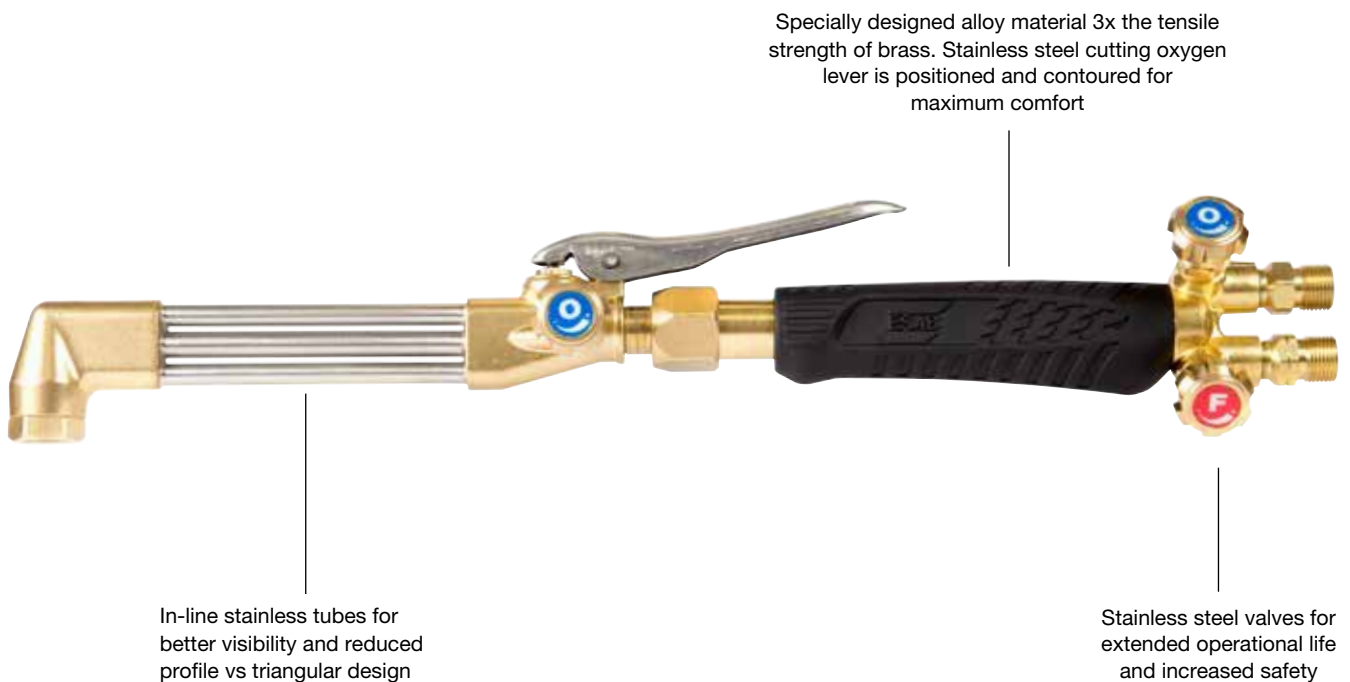
NM Series combination torch

WH443 NM shank

CA444 NM cutting attachment


- Forged brass body
- Stainless steel tubes and lever
- Stainless steel valves for increased service life
- High strength zinc-aluminium shank grip
- Double O-ring gives quick gas tight seal without wrench
- Fully conforms to ISO standards – EN ISO 5172
- Fully interchangeable with Saffire 5, Elite 6 and accessories

Torches



Torches

NM Series combination torch



Cutting Nozzles

Acetylene

CA444 NM Cutting Attachment (90° Head)

Part Number.....0700017241

Operating Data ANME Cutting Nozzles

Metal Thickness		Nozzle Size in.	Part Number
mm	in.		
3-6	1/4	1/32	0700016616
5-12	1/2	3/64	0700016617
10-75	1-3	1/16	0700016618
70-100	4	5/64	0700016619
90-150	6	3/32	0700016620
190-300	12	1/8	0700016621

Operating Data ANM Cutting Nozzles

Metal Thickness		Nozzle Size in.	Part Number
mm	in.		
3-6	1/4	1/32	0700016610
5-12	1/2	3/64	0700016611
10-75	1-3	1/16	0700016612
70-100	4	5/64	0700016613
90-150	6	3/32	0700016614
190-300	12	1/8	0700016615

Propane

Operating Data PNME Cutting Nozzles

Metal Thickness		Nozzle Size in.	Part Number
mm	in.		
3-6	1/4	1/32	0700016628
5-12	1/2	3/64	0700016629
10-75	1-3	1/16	0700016630
70-100	4	5/64	0700016631
90-150	6	3/32	0700016632
190-300	12	1/8	0700016633

Operating Data PNM Cutting Nozzles

Metal Thickness		Nozzle Size in.	Part Number
mm	in.		
3-6	1/4	1/32	0700016622
5-12	1/2	3/64	0700016623
10-75	1-3	1/16	0700016624
70-100	4	5/64	0700016625
90-150	6	3/32	0700016626
190-300	12	1/8	0700016627

Acetylene Gouging

Operating Data AGNM Gouging Nozzles

Metal Thickness		Nozzle Size in.	Part Number
mm	in.		
8	5/16	13	0700016640
11	7/16	19	0700126810

Flashback Arrestors

Description	Part Number
FT 3/8RH	0700016556
FT 3/8LH	0700016557

See page 10-11 for full range

Swaged Welding Nozzles

Operating Data Welding Nozzles

Metal Thickness			Nozzle Size in.	Part Number
mm	in.	swg		
0.9	-	20	1	0700016660
1.2	-	18	2	0700016661
2.0	-	14	3	0700016662
2.6	-	12	5	0700016663
3.2	1/8	10	7	0700016664
4.0	3/32	8	10	0700016665
5.0	3/16	6	13	0700016666
6.5*	1/4	3	18	0700016667
8.2*	5/16	0	25	0700016668

* Please note: Requires HD Mixer

Acetylene Heating Nozzles

Nozzle Type	Heat Output Approx BTU/H	Part Number
AHT 25	57,000	0700016641
AHT 50	91,000	0700016642
AHT 100	139,000	0700016643

Propane Super Heating Nozzles

Nozzle Type	Heat Output Approx BTU/H	Part Number
1H	72,000-163,000	0700016650
2H	102,000-188,000	0700016651
3H	183,000-361,000	0700016652
4H	236,000-406,000	0700016653
5H	281,000-618,000	0700016654

Welding Mixer Standard



0700017242



WH443 NM Shank

Part Number..... 0700017240

Welding Mixer HD



0700017243

Acetylene Heating Neck
0700143884

Propane Mixer



0700017244

Propane Heating Neck
0700157553

Torch Accessories

Circle Cutting Attachment
Part Number..... 0383-0006


Roller Guide
Part Number..... 0383-0009

Torches

NM straight cutting torch

ST443 90° Straight cutting torch

- Forged brass body
- Stainless steel tubes and lever
- Stainless steel valves for increased service life
- High strength zinc-aluminium shank grip
- Fully conforms to ISO standards – EN ISO 5172



Torches

NM straight cutting torch

Acetylene Cutting Nozzles

Operating Data ANM Cutting Nozzles

Metal Thickness		Nozzle Size in.	Part Number
mm	in.		
3-6	1/4	1/32	0700016610
5-12	1/2	3/64	0700016611
10-75	1-3	1/16	0700016612
70-100	4	5/64	0700016613
90-150	6	3/32	0700016614
190-300	12	1/8	0700016615

Operating Data ANME Cutting Nozzles

Metal Thickness		Nozzle Size in.	Part Number
mm	in.		
3-6	1/4	1/32	0700016616
5-12	1/2	3/64	0700016617
10-75	1-3	1/16	0700016618
70-100	4	5/64	0700016619
90-150	6	3/32	0700016620
190-300	12	1/8	0700016621

Propane Cutting Nozzles

Operating Data PNM Cutting Nozzles

Metal Thickness		Nozzle Size in.	Part Number
mm	in.		
3-6	1/4	1/32	0700016622
5-12	1/2	3/64	0700016623
10-75	1-3	1/16	0700016624
70-100	4	5/64	0700016625
90-150	6	3/32	0700016626
190-300	12	1/8	0700016627

Operating Data PNME Cutting Nozzles

Metal Thickness		Nozzle Size in.	Part Number
mm	in.		
3-6	1/4	1/32	0700016628
5-12	1/2	3/64	0700016629
10-75	1-3	1/16	0700016630
70-100	4	5/64	0700016631
90-150	6	3/32	0700016632
190-300	12	1/8	0700016633

Acetylene Gouging

Operating Data AGNM Gouging Nozzles

Metal Thickness		Nozzle Size in.	Part Number
mm	in.		
8	1/4	13	0700016640
11	7/16	19	0700126810

Propane Super Heating Nozzles

Nozzle Type	Heat Output Approx BTU/H	Part Number
1H	72,000-163,000	0700016650
2H	102,000-188,000	0700016651
3H	183,000-361,000	0700016652
4H	236,000-406,000	0700016653
5H	281,000-618,000	0700016654

Flashback Arrestors

Description	Part Number
FT 3/8RH	0700016556
FT 3/8LH	0700016557

See page 10-11 for full range



Description	Part Number
ESAB NM cutter 21" / 90° (with trigger latch)	0700017396
ESAB NM cutter 21" / 90°	0700017250
ESAB NM cutter 27" / 75°	0700017251
ESAB NM cutter 36" / 75°	0700017252

NM Heating Adaptor
0700017688

Torch Accessories

Circle Cutting Attachment

Part Number.....0383-0006

Roller Guide

Part Number.....0383-0009

Torches

ESAB WH455 combination torch

Light-Duty

WH455 Shank

CA456 Cutting Attachment

- Suitable for acetylene service only for fast, efficient cutting
- 90° angled head with internal threads extending the service life
- Nozzle mix design
- Fully conforms to ISO standards – EN ISO 5172



Torches

Flashback Arrestors

Description	Part Number
FT 1/4RH	0700016739
FT 1/4LH	0700016740

See page 10-11 for full range



ESAB WH455

Part Number..... 0700017245



CA456 Attachment
0700017246



Welding Mixer
0700017247



Welding Mixer
0700017247

Cutting Nozzles

Operating Data AFN Cutting Nozzles

Metal Thickness		Nozzle Size in.	Part Number
mm	in.		
3-6	1/4	1/32	0700144735
6-20	1/2	3/64	0700144736

Lightweight Swaged Welding Nozzles

Operating Data DH Welding Nozzles (LW Swaged)

Metal Thickness			Nozzle Size in.	Part Number
mm	in.	swg		
0.9	-	20	1	0700016670
1.2	-	18	2	0700016671
2	-	14	3	0700016672
2.6	-	12	5	0700016673
3.2	1/8	10	7	0700016674
4	3/32	8	10	0700016675
5	3/16	6	13	0700016676
6.5	1/4	3	18	0700016677
8.2	5/16	0	25	0700016678

Description	Part Number
Heating Tip & Neck assembly	0701256652

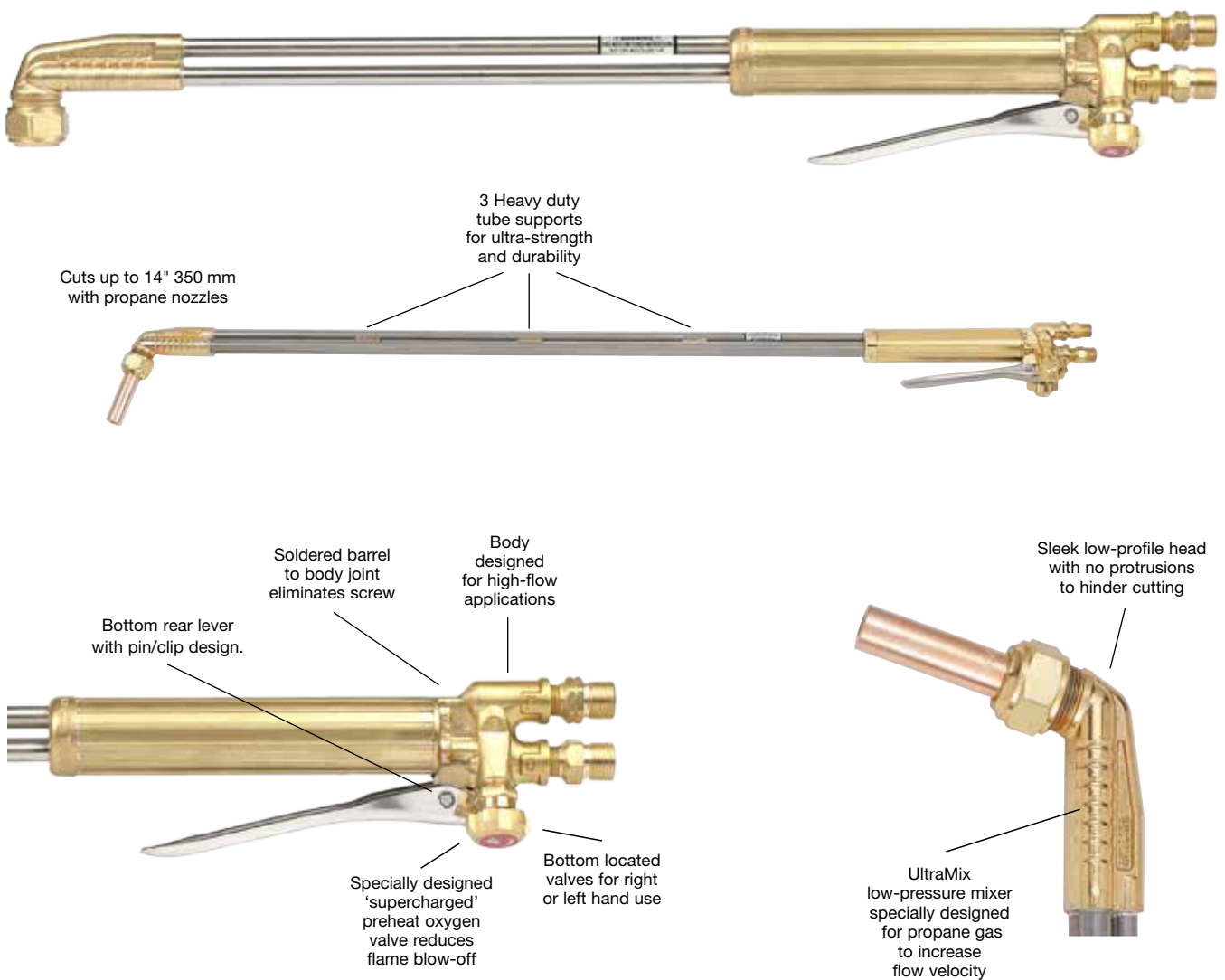
Torches

BULLDOG Extra heavy-duty torch

Extra Heavy-Duty

Bulldog Extra Heavy-Duty Torch

- High capacity straight torch for heavy cutting applications
- Designed to be lightweight strong and durable
- Bulldog torches superior performance and productivity are assured
- Low profile head and lightweight design, strength and durability puts the Bulldog in a class of it's own
- Fully conforms to ISO standards – EN ISO 5172



Torches

Bulldog extra heavy-duty torch Ordering Information

Model No.	Head Angle	Gas Type	Inlet Connection	Length	Part Number
HC 1131	75°	Propane	3/8, 3/8	36" 914mm	0700017400
HC 1151	75°	Propane	3/8, 3/8	48" 1219mm	0700017401
HC 1161	75°	Propane	3/8, 3/8	60" 1524mm	0700017402
HC 1100	90°	Propane	3/8, 3/8	21" 533mm	0700017403

*For Bulldog cutting nozzles see page 17.

Safety Devices

ESAB flashback arrestors

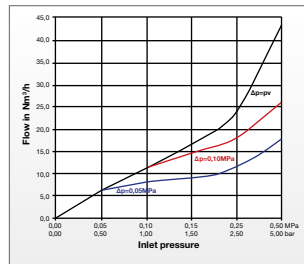
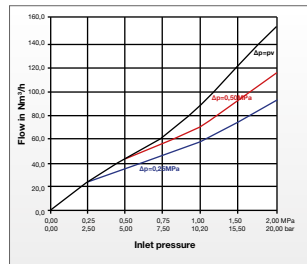
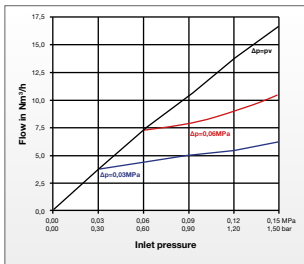
ESAB's range of flashback arrestors are all designed for optimum usage, giving high flow rates whilst still providing the highest levels of function and safety.

The range is extensive and offers users the option to have a safety device at the torch and regulator.

All ESAB flashback arrestors fully conform to the standard BS EN 730-1

Regulator mounted flashback arrestors

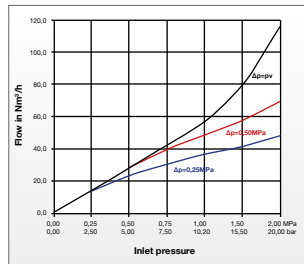
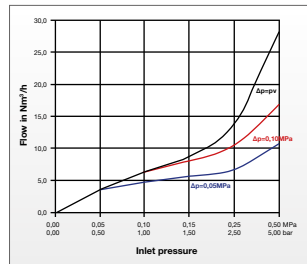
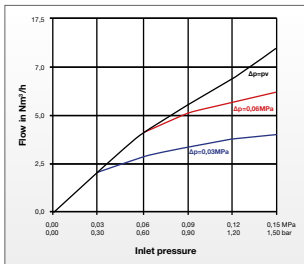
■ FR2000 – High flow resettable



EN071100 (Subject to change without notice)



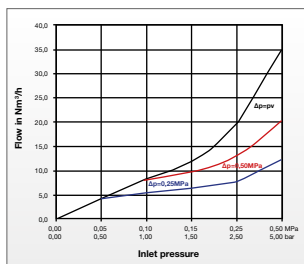
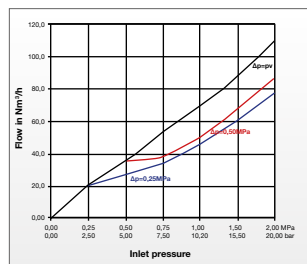
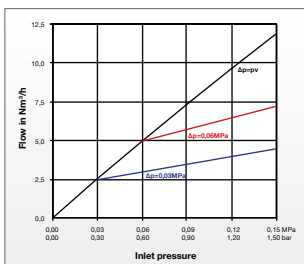
■ FR1000 – Resettable



EN071100 (Subject to change without notice)



■ FRT Type – Non resettable



EN071100 (Subject to change without notice)



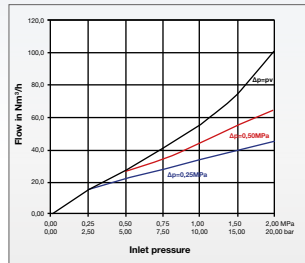
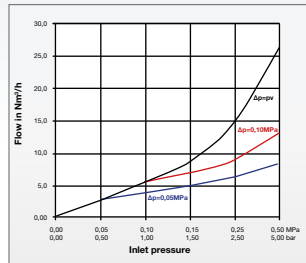
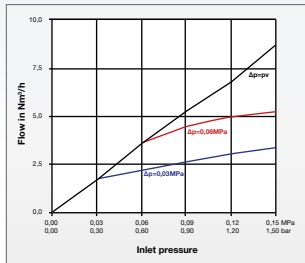
Flashback Arrestors

Safety Devices

ESAB flashback arrestors

Torch mounted flashback arrestors

■ FT Type and FTH Type – Non resettable



EN071100 (Subject to change without notice)



Flashback Arrestors

All fuel gas models are suitable for the following Gas service

Gas	Working Pressure (bar)	Working Pressure (Mpa)
Acetylene (A)	1.5	0.15
Propane (P)	5	0.5
Hydrogen (H)	3.5	0.35
Ethylene (E)	5	0.5
Methane (M)	5	0.5
Town Gas (C)	5	0.5

Safety elements by flashback arrestor type

Model	Non return valve (NA)	Flame arrestor (FA)	Thermal cut off valve (TV)	Pressure sensitive cut off valve (PV)	Dust filter
FR2000	X	X	X	X	X
FR1000	X	X	X	X	X
FRT	X	X	X		
FTH	X	X			
FT	X	X			

FBA's suitable for fuel gases are suitable for a range of fuel gases however it is industry best practice that once a gas be used with the equipment, it remains in use on that gas type only.

Flashback Arrestor Ordering Information

Model	Location type	Resettable	Gas Type	Connection Thread	Part Number
FR2000	Regulator Mounted	Yes	Oxygen	3/8" RH	0700016552
			Fuel Gas	3/8" LH	0700016553
FR1000	Regulator Mounted	Yes	Oxygen	3/8" RH	0700016550
			Fuel Gas	3/8" LH	0700016551
FRT	Regulator Mounted	No	Oxygen	3/8" RH	0700016554
			Fuel Gas	3/8" LH	0700016555
FTH	Torch Mounted to unfitted hose	No	Oxygen	8mm Nipple - 3/8" RH	0700016558
			Fuel Gas	8mm Nipple - 3/8" LH	0700016559
FT	Torch Mounted	No	Oxygen	3/8" RH	0700016556
			Fuel Gas	3/8" LH	0700016557
FT	Torch Mounted	No	Oxygen	1/4" RH	0700016740
			Fuel Gas	1/4" LH	0700016739

Hose Assemblies and Fittings

ESAB hose assemblies

The ESAB hose range is a comprehensive selection designed to cover the widest range of oxy-fuel gas applications.

All hoses conform to international standard requirements of EN ISO 3821, EN 1256 for factory fitted hoses

- Available in fitted lengths – 6.3mm x 10mm
- Gas specific colour coding
- High levels of ‘kink’ and ‘crush’ resistance
- Brass fittings throughout conforming fully with EN 560 and EN 730-2
- Factory fitted and tested with engraved ferrules conforming to EN 1256

ESAB Oxygen & Fuel Gas Hoses

Gas Type	Diameter	Length	Hose Connection	Part Number
Oxygen (Blue)	6.3mm	5m	1/4" RH	071262251P
		5m	3/8" RH	071262254P
		10m	3/8" RH	071262255P
	10mm	5m	3/8" RH	071262103P
		10m	3/8" RH	071262259P
		20m	3/8" RH	071262260P

Gas Type	Diameter	Length	Hose Connection	Part Number
Acetylene (Red)	6.3mm	5m	1/4" LH	071262201P
		5m	3/8" LH	071262204P
		10m	3/8" LH	071262205P
	10mm	5m	3/8" LH	071262102P
		10m	3/8" LH	071262209P
		20m	3/8" LH	071262210P

Gas Type	Diameter	Length	Hose Connection	Part Number
Propane (Orange)	10mm	10m	3/8" LH	071261175P
		20m	3/8" LH	071261176P



Continental Oxygen & Fuel Gas Hoses

Gas Type	Diameter	Length	Hose Connection	Part Number
Oxygen (Blue)	6.3mm	5m	3/8" RH	1412-0191
		5m	3/8" RH	1412-0195
	10mm	10m	3/8" RH	1412-0202
		20m	3/8" RH	1412-0206

Gas Type	Diameter	Length	Hose Connection	Part Number
Acetylene (Red)	6.3mm	5m	3/8" LH	1412-0192
		5m	3/8" LH	1412-0196
	10mm	10m	3/8" LH	1412-0203
		20m	3/8" LH	1412-0207

Gas Type	Diameter	Length	Hose Connection	Part Number
Propane (Orange)	6.3mm	5m	3/8" LH	1412-0193
		5m	3/8" LH	1412-0197
	10mm	10m	3/8" LH	1412-0204
		20m	3/8" LH	1412-0208



Hose Assemblies and Fittings

ESAB hose fittings and supplies

ESAB can provide a range of hose fittings and supplies for use with existing fitted hose lengths or be used with the ESAB range of unfitted hose.

This includes:

- Nipples / Tails
- 'O' clips
- Nut couplings
- Hose check valves (HCV's)
- Metal hose ties

Hose fittings and supplies

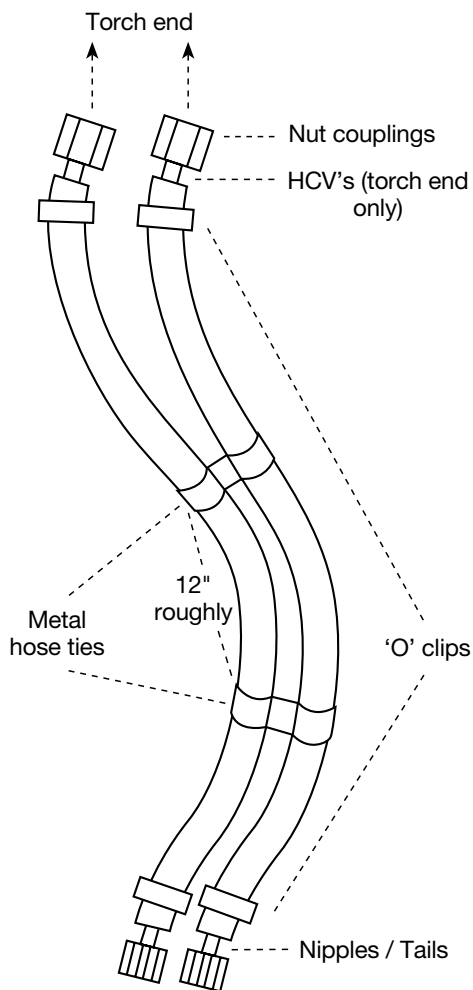
Description	Diameter	Connection	Pack Size	Part Number
Hose Check Valves (HCV's)	6.3mm	1/4" LH	1	0700016780
		1/4" RH	1	0700016781
		3/8" LH	1	0700016782
		3/8" RH	1	0700016783
	8mm	3/8" LH	1	0700016784
		3/8" RH	1	0700016785
10mm	3/8" LH	1	0700016786	
	3/8" RH	1	0700016787	

Description	Diameter	Connection	Pack Size	Part Number
Nut Couplings	N/A	1/4" BSP LH	10	0700016788
		1/4" BSP RH	10	0700016789
		3/8" BSP RH	10	0700016790
		3/8" BSP LH	10	0700016791

Description	Diameter	Connection	Pack Size	Part Number
Nipples / Tails	6.3mm	1/4"	10	0700016792
		3/8"	10	0700016793
	8mm	3/8"	10	0700016794
		10mm	3/8"	10

Description	Diameter	Connection	Pack Size	Part Number
'O' Clips	6.3mm	N/A	100	0700888910
	8mm	N/A	100	0700017060
	10mm	N/A	100	0700888911

Description	Diameter	Connection	Pack Size	Part Number
Metal Hose Ties	6.3mm	N/A	100	0700017100
	8mm	N/A	100	0700017101
	10mm	N/A	100	0700017102



Nozzles

Overall offering guide

Cutting

Acetylene Nozzle Mix

ANM	16
ANM-E	16
AFN	16




Propane Nozzle Mix

PNM	17
PNM-E.....	17
Bulldog Nozzles.....	17



Welding

Swaged Welding	18
Lightweight Swaged	18



Process

Heating

Propane	19
Acetylene	19



Gouging

AGNM	19
------------	----

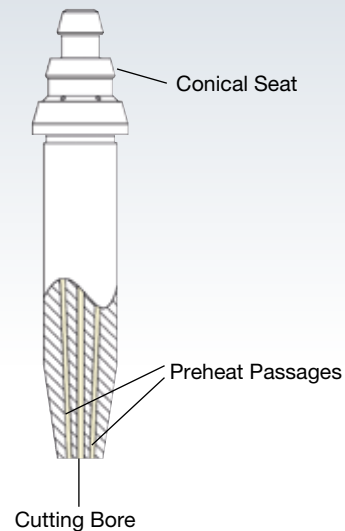


Nozzles

Cutting Nozzles

ANM and ANME

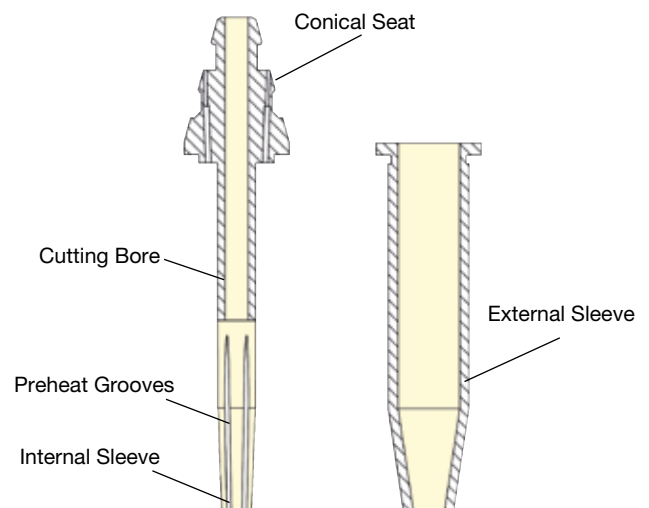
- Solid, one piece construction manufactured from high grade tellurium copper
- Always for use with acetylene
- Unique mandrel swaging process produces smooth and accurate gas passages giving the best conditions for optimum flame stability and efficiency.
- 'Diamond' turned seats guarantees the necessary metal-to-metal connection required for maximum backfire resistance



Acetylene nozzle mix cross section

PNM and PNME

- PNM's differ from ANM nozzles as different gas mixing criteria apply
- Two piece design consisting of a brass inner nozzle and a hollow copper outer sheath
- Turbulence must be created between the inner and outer parts of the nozzle to obtain adequate mixing of the propane and oxygen
- The volume of mixed Oxy-Propane needs to be more than double that of Oxy-Acetylene for the same useable heat
- This extra volume is achieved by very large channels that are present on the brass inner nozzle which conduct the greater volumes of gas



2 piece, propane nozzle mix cross section

Nozzle Operating Data

Important notes

- All operating data relating to consumption, usage and other such information is there as a guide
- Condition of goods, hose length and diameter, provision of non return valves, flashback arrestors and their fitness for use, will have an effect on the flows obtainable at the nozzle
- The condition of which the operating data is derived, is listed below each nozzle table

Cutting Nozzles

■ Acetylene Nozzle Mix – ANM and ANM-E (Extended)



ANM Cutting Nozzles Ordering Information

Metal Thickness		Nozzle Size in.	Part Number	Operating Pressure				Gas Consumption					
				Oxygen		Fuel Gas		Cutting Oxygen		Heating Oxygen		Fuel Gas	
mm	in.			bar	lbf/in ²	bar	lbf/in ²	L/M	ft ³ /H	L/M	ft ³ /H	L/M	ft ³ /H
3-6	1/4	1/32	0700016610	1.4	20	0.30	4	14.15	30	8.5	18	8.0	17
5-12	1/2	3/64	0700016611	2.1	30	0.35	5	30.7	65	10.4	22	9.4	20
10-75	1-3	1/16	0700016612	3.5	50	0.40	6	88.7	188	13.2	28	11.8	25
70-100	4	5/64	0700016613	3.1	45	0.31	4.5	121	256	14.6	31	13.2	28
90-150	6	3/32	0700016614	3.1	45	0.40	6	175	370	20.0	43	18.4	39
190-300	12	1/8	0700016615	6.2	90	0.45	6.5	434	920	26.0	55	23.5	50

Nozzle type ANM / ANME using 6.3mm x 10m fitted hose with resettable flashback arrestors in new condition.

Pressure & consumption rates are based using the nozzle size listed next to it cutting the thickest material in the metal thickness column.

Acetylene cylinders must be manifolded when consumption rates of Acetylene exceed 16.5 litres per minute (35ft³/H).

ANM-E Cutting Nozzles Ordering Information

Metal Thickness		Nozzle Size in.	Part Number	Operating Pressure				Gas Consumption					
				Oxygen		Fuel Gas		Cutting Oxygen		Heating Oxygen		Fuel Gas	
mm	in.			bar	lbf/in ²	bar	lbf/in ²	L/M	ft ³ /H	L/M	ft ³ /H	L/M	ft ³ /H
3-6	1/4	1/32	0700016616	1.4	20	0.30	4	14.15	30	8.5	18	8.0	17
5-12	1/2	3/64	0700016617	2.1	30	0.35	5	30.7	65	10.4	22	9.4	20
10-75	1-3	1/16	0700016618	3.5	50	0.40	6	88.7	188	13.2	28	11.8	25
70-100	4	5/64	0700016619	3.1	45	0.31	4.5	121	256	14.6	31	13.2	28
90-150	6	3/32	0700016620	3.1	45	0.40	6	175	370	20.0	43	18.4	39
190-300	12	1/8	0700016621	6.2	90	0.45	6.5	434	920	26.0	55	23.5	50

Nozzle type ANM / ANME using 6.3mm x 10m fitted hose with resettable flashback arrestors in new condition.

Pressure & consumption rates are based using the nozzle size listed next to it cutting the thickest material in the metal thickness column.

Acetylene cylinders must be manifolded when consumption rates of Acetylene exceed 16.5 litres per minute (35ft³/H).

Both ANM and ANM-E nozzles can be used with the NM cutting torches.

■ Acetylene Nozzle Mix – AFN

AFN Cutting Nozzles Ordering Information

Metal Thickness		Nozzle Size in.	Part Number	Operating Pressure				Gas Consumption					
				Oxygen		Fuel Gas		Cutting Oxygen		Heating Oxygen		Fuel Gas	
mm	in.			bar	lbf/in ²	bar	lbf/in ²	L/M	ft ³ /H	L/M	ft ³ /H	L/M	ft ³ /H
3-6	1/4	1/32	0700144735	2.0	30	0.14	2	18.8	25	4.2	9	3.8	8
6-20	1/2	3/64	0700144736	2.0	30	0.20	3	23.5	50	4.2	9	3.8	8

Nozzle type AFN using 6.3mm x 10m fitted hose with resettable flashback arrestors in new condition.

Pressure & consumption rates are based using the nozzle size listed next to it cutting the thickest material in the metal thickness column.

Acetylene cylinders must be manifolded when consumption rates of Acetylene exceed 16.5 litres per minute (35ft³/H).

AFN cutting nozzles are suitable for use with ESAB DH Torch.

Cutting Nozzles



■ Propane Nozzle Mix – PNM and PNM-E (Extended)



PNM Cutting Nozzles Ordering Information

Metal Thickness		Nozzle Size in.	Part Number	Operating Pressure				Gas Consumption					
				Oxygen		Fuel Gas		Cutting Oxygen		Heating Oxygen		Fuel Gas	
mm	in.			bar	lbf/in ²	bar	lbf/in ²	L/M	ft ³ /H	L/M	ft ³ /H	L/M	ft ³ /H
3-6	1/4	1/32	0700016622	2.0	30	0.20	3	14.15	30	22.6	48	5.7	12
5-12	1/2	3/64	0700016623	2.0	30	0.20	3	30.6	65	25.5	54	6.6	14
10-75	1-3	1/16	0700016624	3.4	50	0.30	4	99	210	41.5	88	10.4	22
70-100	4	5/64	0700016625	3.4	50	0.30	4	113	240	41.5	88	10.4	22
90-150	6	3/32	0700016626	4.1	60	0.40	6	160	340	56.6	120	14.2	30
190-300	12	1/8	0700016627	6.2	90	0.62	9	425	900	75.0	160	18.9	40

Nozzle type PNM / PNME using 6.3mm x 10m fitted hose with resettable flashback arrestors in new condition.

Pressure & consumption rates are based using the nozzle size listed next to it cutting the thickest material in the metal thickness column.

PNM-E Cutting Nozzles Ordering Information

Metal Thickness		Nozzle Size in.	Part Number	Operating Pressure				Gas Consumption					
				Oxygen		Fuel Gas		Cutting Oxygen		Heating Oxygen		Fuel Gas	
mm	in.			bar	lbf/in ²	bar	lbf/in ²	L/M	ft ³ /H	L/M	ft ³ /H	L/M	ft ³ /H
3-6	1/4	1/32	0700016628	2.0	30	0.20	3	14.15	30	22.6	48	5.7	12
5-12	1/2	3/64	0700016629	2.0	30	0.20	3	30.6	65	25.5	54	6.6	14
10-75	1-3	1/16	0700016630	3.4	50	0.30	4	99	210	41.5	88	10.4	22
70-100	4	5/64	0700016631	3.4	50	0.30	4	113	240	41.5	88	10.4	22
90-150	6	3/32	0700016632	4.1	60	0.40	6	160	340	56.6	120	14.2	30
190-300	12	1/8	0700016633	6.2	90	0.62	9	425	900	75.0	160	18.9	40

Nozzle type PNM / PNME using 6.3mm x 10m fitted hose with resettable flashback arrestors in new condition.

Pressure & consumption rates are based using the nozzle size listed next to it cutting the thickest material in the metal thickness column.

Both PNM and PNM-E nozzles can be used with the NM cutting torches.

Bulldog Cutting Nozzles Ordering Information

Metal Thickness			Model Number	Cutting Oxygen Pressure		Preheat Oxygen LPM	Fuel Pressure		Part Number
mm	in.	swg		BAR	LPM		BAR	LPM	
63.5	2.5	20	VBN-3	2.7-3.4	70-94	11-66	0.4-0.8	6-30	6700C0710
203.2	8	12	VBN-6	3.8-4.5	212-236	11-66	0.4-0.8	6-30	6700C0713
304.8	12	8	VBN-10	3.1-3.8	472-566	21-113	0.7-1.2	10-52	6700C0716

Welding Nozzles

■ Swaged and lightweight welding nozzles




Welding Nozzles (Swaged) Ordering Information

Metal Thickness			Nozzle Size in.	Part Number	Operating Pressure				Gas Consumption			
mm	in.	swg			Acetylene		Oxygen		Acetylene		Oxygen	
					bar	lbf/in ²	bar	lbf/in ²	L/M	ft ³ /H	L/M	ft ³ /H
0.9	-	20	1	0700016660	0.14	2	0.14	2	0.47	1	0.47	1
1.2	-	18	2	0700016661	0.14	2	0.14	2	0.94	2	0.94	2
2.0	-	14	3	0700016662	0.14	2	0.14	2	1.42	3	1.65	3.5
2.6	-	12	5	0700016663	0.21	3	0.21	3	2.36	5	2.83	6
3.2	1/8	10	7	0700016664	0.21	3	0.21	3	3.30	7	3.77	8
4.0	3/32	8	10	0700016665	0.28	4	0.28	4	4.70	10	5.20	11
5.0	3/16	6	13	0700016666	0.28	4	0.28	4	6.60	14	7.10	15
6.5*	1/4	3	18	0700016667	0.35	5	0.35	5	8.50	18	9.40	20
8.2*	5/16	0	25	0700016668	0.40	6	0.40	6	11.80	25	12.70	27

Nozzle type Swaged using 6.3mm x 10m fitted hose with resettable flashback arrestors in new condition.

For use with WH443 NM shank.

* Please note: Requires HD Mixer



DH Welding Nozzles (Lightweight Swaged) Ordering Information

Metal Thickness			Nozzle Size in.	Part Number	Operating Pressure				Gas Consumption			
mm	in.	swg			Acetylene		Oxygen		Acetylene		Oxygen	
					bar	lbf/in ²	bar	lbf/in ²	L/M	ft ³ /H	L/M	ft ³ /H
0.9	-	20	1	0700016670	0.14	2	0.14	2	0.47	1	0.47	1
1.2	-	18	2	0700016671	0.14	2	0.14	2	0.94	2	0.94	2
2.0	-	14	3	0700016672	0.14	2	0.21	3	1.42	3	1.42	3
2.6	-	12	5	0700016673	0.21	3	0.28	4	2.36	5	2.83	6
3.2	1/8	10	7	0700016674	0.21	3	0.35	5	3.30	7	4.72	10
4.0	3/32	8	10	0700016675	0.28	4	0.35	5	4.72	10	5.20	11
5.0	3/16	6	13	0700016676	0.35	5	0.48	7	6.13	13	7.10	15
6.5	1/4	3	18	0700016677	0.41	6	0.55	8	8.50	18	9.40	20
8.2	5/16	0	25	0700016678	0.55	8	0.69	10	11.80	25	12.70	27

Nozzle type Swaged using 6.3mm x 10m fitted hose with resettable flashback arrestors in new condition.

For use with DH Combination Torch.

Welding Nozzles

■ Propane Super Heating



Propane Super Heating Nozzles Ordering Information

Nozzle size	Part Number	Propane pressure		Oxygen pressure		Propane consumption		Oxygen consumption		Heat Output (approx)	
		bar	lbf/in ²	bar	lbf/in ²	L/M	ft ³ /H	L/M	ft ³ /H	W	Btu/H
1H	0700016650	0.14	2	0.7	10	13.8	29	58	121	244800	72,000
		0.49	7	2.1	30	32	65	122	255	554200	163,000
2H	0700016651	0.21	3	1.1	15	20	41	80	168	346800	102,000
		0.56	8	2.5	35	35	75	145	304	639200	188,000
3H	0700016652	0.28	4	1.8	25	35	75	138	290	622200	183,000
		1.10	15	5.0	70	68	144	275	575	1227400	361,000
4H	0700016653	0.35	5	2.5	35	45	94	177	370	802400	236,000
		1.30	18	5.7	80	77	162	310	650	1380400	406,000
5H	0700016654	0.85	12	3.5	50	53	112	212	444	955400	281,000
		2.10	30	8.7	125	117	246	467	985	2101200	618,000

Flame size and heat output of these nozzles vary considerably with the pressure setting used. Heat output figures are quoted for based on combination torches. 20% higher figures can be obtained using an NM type cutter with a super heating adaptor. Two typical figure sets given for each type of nozzle.

For use with the WH443 NM shank with propane mixer (p/n – 0700017244) and bent neck (p/n – 0700157553). ESAB NM cutters with the adaptor (p/n – 0700017688).

■ Acetylene Heating



Acetylene Heating Nozzles Ordering Information

Nozzle size	Part Number	Acetylene pressure		Oxygen pressure		Acetylene consumption		Oxygen consumption		Heat Output (approx)	
		bar	lbf/in ²	bar	lbf/in ²	L/M	ft ³ /H	L/M	ft ³ /H	W	Btu/H
AHT 25	0700016641	0.35	4	0.4	4	18	36	18.3	40	176800	57,000
AHT 50	0700016642	0.43	6	0.4	6	30	63	33	70	309400	91,000
AHT 100	0700016643	0.49	7	0.7	10	45	96	50	106	472600	139,000

For use with the WH443 NM shank with the HD acetylene mixer (p/n – 0700017243) and bent neck (p/n – 0700143884).

■ Acetylene Gouging



Gouging – AGNM Acetylene Nozzles Ordering Information

Max groove width		Nozzle Size in.	Part Number	Operating Pressure				Gas Consumption						
				Oxygen		Acetylene		Cutting Oxygen		Heating Oxygen		Acetylene		
mm	in.		bar	lbf/in ²	bar	lbf/in ²	L/M	ft ³ /H	L/M	ft ³ /H	L/M	ft ³ /H	L/M	ft ³ /H
8	5/16	13	0700016640	4.00	60	0.50	7	61.00	130	16.50	35	15.00	32	
11	7/16	19	0700126810	5.00	75	0.50	7	156	330	31	66	28	60	

AGNM nozzles can be used with the NM ST443 cutting torch and CA444 combination torch.

Accessories

ESAB gas equipment accessories

Torch cutting guides

Circle cutting attachment

- To use the circle cutting attachment, simply insert the guide rod and centre point. Users can cut circles 38.1mm – 711mm diameter. Suitable for use with the ESAB NM Combi torch & ST443 cutting torch.



Description	Pack Size	Part Number
Circle cutting attachment	1	0383-0006

Model 497 roller guide

- Model 497 roller guide is adaptable to most styles of cutting tips. Fits over the cutting tip shank and is fully adjustable for close, accurate work.



Description	Pack Size	Part Number
497 Roller Guide	1	0383-0009

Leak detector solution

- Recommended when testing regulators and torches for leaks.


Description	Pack Size	Part Number
TL4 Leak detector	12	G269111176



Nozzle cleaner sets

- For cleaning orifices of welding and cutting nozzles.

Description	Pack Size	Part Number
Nozzle cleaner set	1	0700153391




Accessories

ESAB gas equipment accessories

Spark lighters

- Pistol, cup and triplehead models.

Description	Pack Size	Part Number
SL2 'Pistol' type	5	0700154807
SL2 Flints	100	0700119695
SL3 'Cup' type	1	0701380220
SL3 Flints	5	0701380221
Triple Head	1	0700014027
Triple Head Flints	4	0700014028



Wrenches

- For use on cylinder valves and ESAB regulators.

Description	Pack Size	Part Number
Combination spanner	1	0701414766
Spindle Key K5	1	0701380120



Economiser

- Gas Economy device

Description	Pack Size	Part Number
Economiser	1	0701282575



CO2 Heaters

- Specifically designed for use with Carbon Dioxide, this unit allows flows of up to 40cfh without risk of freezing or noticeable changes in the flow or pressure.

Description	Voltage / Watts	Part Number
CO2 Heater	230V / 200W	0701020010
CO2 Heater	110V / 200W	0701020019




Portable Cutting Machine

VCM 200 Portable Cutting Machine

The versatile VCM 200 is a precision, tractor-type machine that can be used on its own track for straight line cutting and a variety of welding operations. Off track and with a radius rod assembly, the VCM 200 can also be used for circle cutting.

- Large thumb screws for hand tight adjustments
- Dual drive controls & direct speed readout
- Cone disc drive
- Constant speed AC induction motor located on the side opposite the torch for cooler, more efficient operation
- Counter-balanced design allows torch racking distance up to 18" (457.2 mm) from the machine
- Speed constant over wide range of temperatures
- Torch holder designed for 1.38" (35.1 mm) barrel diameter torches



VCM 200 Series Ordering Information

Model No.	Speed Range/Minute	Voltage	Part Number
VCM 200E	1-60" / 25.4mm-152.4mm	240V	0200-0222
VCM 200HSE	5-120" / 127mm-304.8mm	110V	0200-0269

Machine Cutting Torch MT 200 Series

Model No.	Total Length	Barrel Length	Racking Length	Gas	Part Number
MT 210A	14" / 355.6mm	10" / 254.0mm	7" / 177.8mm	*Acetylene	0380-0217

Machine Cutting Torch - High Performance Nozzles

Type 101 One Piece Acetylene Nozzle

Pressure (bar)

Model No.	Tip Size	Material Thickness	Oxygen	Acetylene	Part Number
000-1-101	0	3mm	1.55	0.28	0330-0003
00-1-101	0	6mm	1.55	0.28	0330-0004
0-1-101	0	13mm	2.07	0.28	0330-0012
1-1-101	1	20mm	2.24	0.28	0330-0005
2-1-101	2	38mm	2.93	0.34	0330-0006
3-1-101	3	50mm	3.1	0.45	0330-0002
4-1-101	4	75mm	3.1	0.55	0330-0007
5-1-101	5	100mm	3.45	0.62	0330-0008
6-1-101	6*	150mm	3.45	0.69	0330-0009
7-1-101	7*	250mm	3.45	0.86	0330-0013
8-1-101	8*	300mm	3.45	0.86	0330-0014

Accessory Ordering Information

Description	Part Number
12' (3.7 m) track section for line cutting	0212-0018
9' (2.7 m) track section for line cutting	0212-0019
6' (1.8 m) track section for line cutting	0212-0005
Radius rod for circle cutting	0252-0040
100" (254.0 cm) radius rod for circle cutting	0253-0042
Dual torch mount assembly	0252-0136
Heat shield	0252-0103

PACKAGE CONTENTS

- VCM 200 Cutting machine
- MT 210A torch & torch rack
- Hoses & fittings (for 2 hose operation)
- Hoses & fittings (for 2 hose operation)
- 32 pitch pinion torch holder
- 3 hose manifold block

*May also be used on other pressurised fuel gases

*Inlet and Outlet connections are CGA compliant

Regulators

Overall offering guide

Industrial gas cylinder regulators

EDGE™ 3, Single Stage 26
Bottom entry, side entry type



EDGE™ 4, Multi Stage..... 27
Bottom entry, side entry type



EDGE™ 4, Multi Stage..... 27
Bottom entry, side entry type



EDGE™ Linemaster 28
Station Regulator, rear entry type



Medium capacity gas cylinder regulators

G Series, Single stage..... 30
Bottom entry, side entry type



Flowgauge, Single stage..... 31
Bottom entry, side entry type



Preset Regulator..... 31
Bottom entry, side entry type



Regulator Flowmeters

Optiflow 32
Bottom entry, side entry, Nevoc type



Optiflow II 32
Bottom entry, side entry type



Station/Dropline/Gas saver option

Optiflow Outlet Point..... 32



Optiflow Gas Saver 32



Regulators

Regulators

EDGE™ Series Regulators

Regulators

Innovative EDGE™ Series Regulators offer safety and advanced design. The regulators offer the safest, most reliable and highest quality gas control technology, giving you more value for your purchase. The EDGE Series regulators have easy to read gauges with enhanced graphics, color-coded knobs for quick gas identification, and offer more natural and safer hand/body positioning for adjusting delivery pressure. Durable and compact, the advanced design makes them some of the most compact industrial regulators available on the market. Construction materials have been carefully chosen for optimum durability, including a forged brass body, stainless steel bolts, and a regulator housing cap constructed of a zinc-aluminum alloy which has nearly twice the yield strength of brass. Meets ISO 2503



Single-Stage or Two-Stage Regulators

All regulators are used to reduce the gas pressure supplied by a high pressure source to a precise workable level that can be handled by the equipment being used. Both single and two-stage regulators control only the gas pressure – not the flow rate, unless equipped with a flow control device.

Single-Stage Regulators

Reduce pressure in one step. Changes in input pressure will cause changes in output pressure. Since the cylinder pressure will decrease as the cylinder empties, it is necessary to make occasional readjustments for consistent output pressure. Where input pressure remains constant, such as from liquified gas sources or controlled line supplies, no adjustments are necessary.

Two-Stage Regulators

Reduce pressure in two steps. They are actually two regulators in one. The first stage reduces the input pressure to a preset intermediate pressure which becomes the input pressure to the second stage. Because the intermediate pressure is regulated, the delivery pressure of the regulator remains virtually constant. As a result, cylinders can be used to much lower pressures for increased gas savings for our customers – up to 10% of full cylinder content savings, depending on regulator service.

Regulators

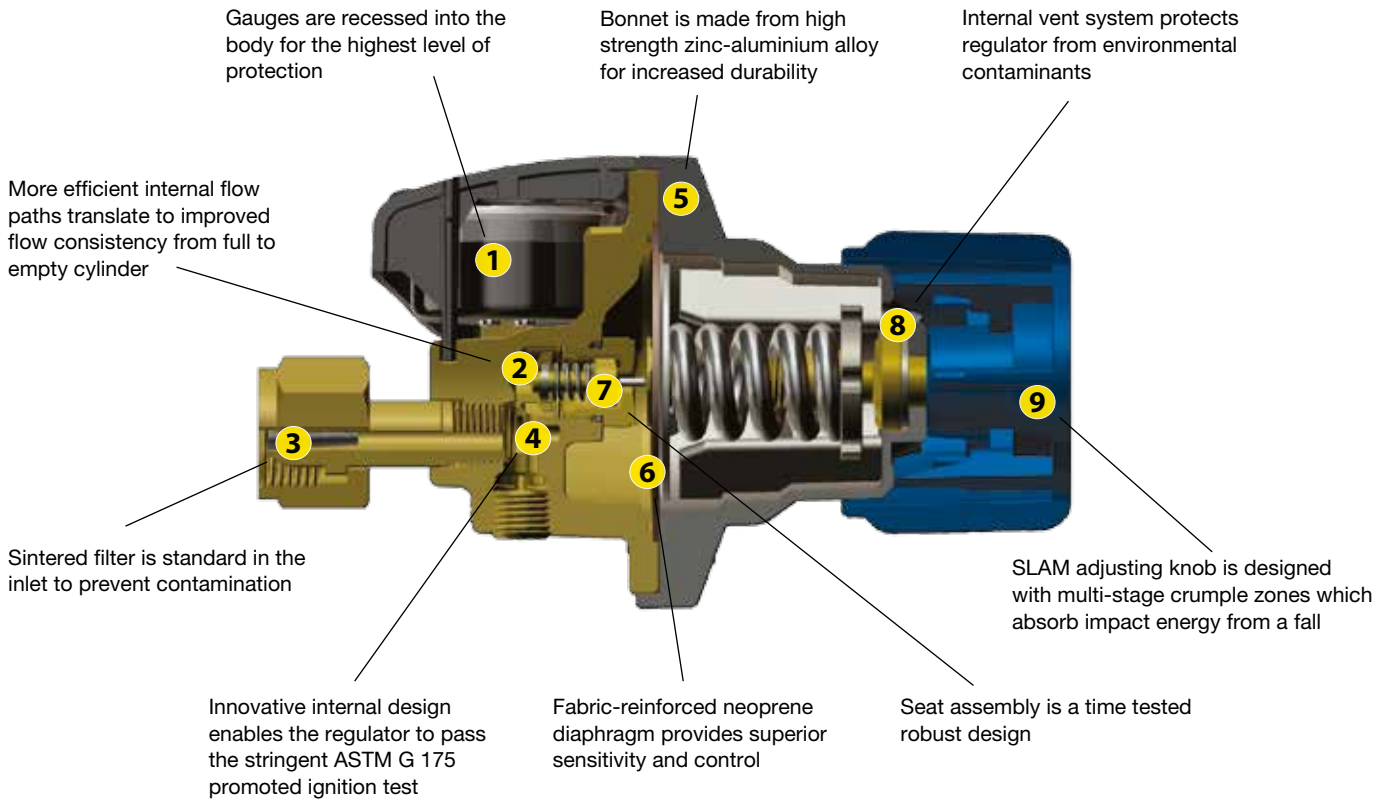
EDGE™ Series Regulators



Choose ESAB!


ESAB's EDGE Series Regulators continue to offer the safest, most reliable and highest quality gas control technology with its patented internal design, giving you more value for your purchase.

Innovative regulator offers industry leading safety and advanced design



Regulators

SLAM™ Technology



EDGE regulators feature SLAM™ (Shock Limitation and Absorption Mechanism) technology built into the adjusting knob. The three-stage crumple zone provides additional strength and protection to the regulator internals and cylinder valve to improve safety in the workplace.

Regulators


EDGE™ 3 Series Regulators

Edge 3 Series single stage regulator range

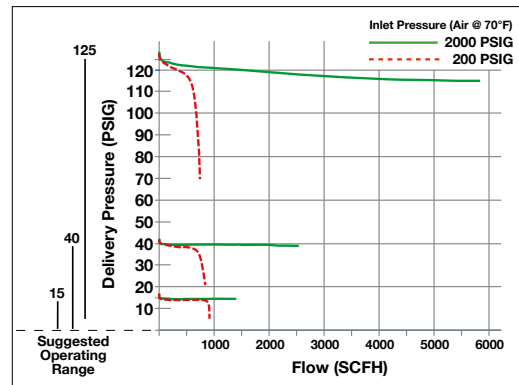
- Forged brass body
- Zinc - aluminium bonnet
- High impact ABS gauge guard for increased durability
- 40mm high contrast steel gauges
- External self reseating relief valve
- Sintered inlet filter - nickel plated bronze
- SLAM impact absorbing safety knob
- Achieves ASTM G - 175 promoted ignition test
- Meets ISO 2503



SLAM™ Technology



EDGE 3 Flow Data



Ordering Information

Part Number	Description	Model	Gas Service	Gas Pressure	Inlet & Outlet	Inlet Position
0700017200	4 Bar Oxygen Regulator, Side Entry	EDGE 3 S/S Oxy s/e 0-4 bar	Oxygen	4 bar	5/8" BSP inlet 3/8" BSP outlet RH	Side
0700017201	4 Bar Oxygen Regulator, Bottom Entry	EDGE 3 S/S Oxy 0-4 bar	Oxygen	4 bar	5/8" BSP inlet 3/8" BSP outlet RH	Bottom
0700017202	10 Bar Oxygen Regulator, Side Entry	EDGE 3 S/S Oxy s/e 10 bar	Oxygen	10 bar	5/8" BSP inlet 3/8" BSP outlet RH	Side
0700017203	10 Bar Oxygen Regulator, Bottom Entry	EDGE 3 S/S Oxy 10 bar	Oxygen	10 bar	5/8" BSP inlet 3/8" BSP outlet RH	Bottom
0700017207	1.5 Bar Acetylene Regulator, Side Entry	EDGE 3 S/S Acet s/e 1.5 bar	Acetylene	1.5 bar	5/8" BSP inlet 3/8" BSP outlet LH	Side
0700017208	1.5 Bar Acetylene Regulator, Bottom Entry	EDGE 3 S/S Acet 1.5 bar	Acetylene	1.5 bar	5/8" BSP inlet 3/8" BSP outlet LH	Bottom
0700017209	4 Bar Propane Regulator, Side Entry	EDGE 3 S/S Prop s/e 4 bar	Propane	4 bar	5/8" BSP inlet 3/8" BSP outlet LH	Side
0700017217	Argon/CO2 Flow Gauge Regulator, Side Entry	EDGE 3 S/S Ar/CO2 s/e 40 lpm	Argon/CO2	0-40 l/min	5/8" BSP inlet 3/8" BSP outlet RH	Side
0700017218	CO2 Flow Gauge Regulator, Side Entry	EDGE 3 S/S CO2 40 lpm	CO2	0-40 l/min	BS 341 No.8 inlet 3/8" BSP outlet RH	Side
0700017219	Argon/CO2 Flow Gauge Regulator, Bottom Entry	EDGE 3 S/S Ar/CO2 40 lpm	Argon/CO2	0-40 l/min	5/8" BSP inlet 3/8" BSP outlet RH	Bottom
0700017220	10 Bar Inert Gas Regulator, Bottom Entry	EDGE 3 S/S Inert 10 bar	Inert	10 bar	5/8" BSP inlet 3/8" BSP outlet RH	Bottom
0700018101	AR/CO2 Flow Gauge Regulator, SE, NEVOC	EDGE 3 S/S AR/CO2 NEVOC	Argon/CO2	0-40 l/min	NEVOC inlet 3/8" BSP outlet RH	Side
0700018102	10 Bar Inert Gas Regulator, Side Entry, NEVOC	EDGE 3 S/S INERT NEVOC S/E	Inert	10 bar	NEVOC inlet 3/8" BSP outlet RH	Side
0700018103	10 Bar Oxygen Regulator, Side Entry, NEVOC	EDGE 3 S/S OXY NEVOC S/E	Oxygen	10 bar	NEVOC inlet 3/8" BSP outlet RH	Side
0700018104	10 Bar Inert Gas Regulator, Side Entry	EDGE 3 S/S INERT S/E 10 Bar	Inert	10 bar	5/8" BSP inlet 3/8" BSP outlet RH	Side

Regulators

EDGE™ 4 Series Regulators

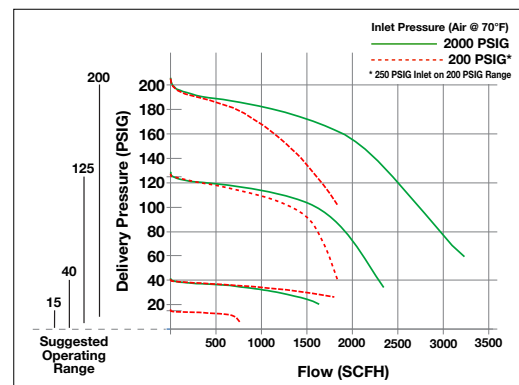
Edge 4 Series multi stage regulator range

- Forged brass body
- Zinc - aluminium bonnet
- High impact ABS gauge guard for increased durability
- 40mm high contrast steel gauges
- Large fabric reinforced neoprene diaphragm for increased control
- External self reseating relief valve
- Sintered inlet filter - nickel plated bronze
- Achieves ASTM G - 175 promoted ignition test
- Meets ISO 2503



Regulators

EDGE 4 Flow Data



Ordering Information

Part Number	Description	Model	Gas Service	Gas Pressure	Inlet & Outlet	Inlet Position
0700017180	4 Bar Oxygen Multistage Regulator, Side Entry	EDGE 4 M/S Oxy+ S/E 0-4 bar	Oxygen	4 bar	5/8" BSP inlet 3/8" BSP outlet RH	Side
0700017181	4 Bar Oxygen Multistage Regulator, Bottom Entry	EDGE 4 M/S Oxy 0-4 bar	Oxygen	4 bar	5/8" BSP inlet 3/8" BSP outlet RH	Bottom
0700017182	10 Bar Oxygen Multistage Regulator, Side Entry	EDGE 4 M/S Oxy S/E 10 bar	Oxygen	10 bar	5/8" BSP inlet 3/8" BSP outlet RH	Side
0700017183	10 Bar Oxygen Multistage Regulator, Bottom Entry	EDGE 4 M/S Oxy 10 bar	Oxygen	10 bar	5/8" BSP inlet 3/8" BSP outlet RH	Bottom
0700017184	1.5 Bar Acetylene Multistage Regulator, Side Entry	EDGE 4 M/S Acet S/E 1.5 bar	Acetylene	1.5 bar	5/8" BSP inlet 3/8" BSP outlet LH	Side
0700017185	1.5 Bar Acetylene Multistage Regulator, Bottom Entry	EDGE 4 M/S Acet 1.5 bar	Acetylene	1.5 bar	5/8" BSP inlet 3/8" BSP outlet LH	Bottom
0700017186	10 Bar Inert Multistage Regulator, Side Entry	EDGE 4 M/S Inert S/E 10 bar	Inert	10 bar	5/8" BSP inlet 3/8" BSP outlet RH	Side
0700017187	4 Bar Inert Multistage Regulator, Bottom Entry	EDGE 4 M/S Inert 4 bar	Inert	4 bar	5/8" BSP inlet 3/8" BSP outlet RH	Bottom
0700017188	10 Bar Inert Multistage Regulator, Bottom Entry	EDGE 4 M/S Inert 10 bar	Inert	10 bar	5/8" BSP inlet 3/8" BSP outlet RH	Bottom
0700017189	10 Bar Hydrogen Multistage Regulator, Bottom Entry	EDGE 4 M/S Hyd 10 bar	Hydrogen	10 bar	5/8" BSP inlet 3/8" BSP outlet LH	Bottom
0700017190	10 Bar Helium Multistage Regulator, Bottom Entry	EDGE 4 M/S Hel 10 bar	Helium	10 bar	5/8" BSP inlet 3/8" BSP outlet RH	Bottom
0700017191	10 Bar CO2 Multistage Regulator, Side Entry	EDGE 4 M/S CO2 10 bar	CO2	10 bar	BS 341 No.8 inlet 3/8" BSP outlet RH	Side
0700017192	40 lpm Argon/CO2 Multistage Regulator, Bottom Entry	EDGE 4 M/S Ar/CO2 40 lpm	Argon/CO2	0-40 l/min	5/8" BSP inlet 3/8" BSP outlet RH	Bottom
0700017193	10 Bar Inert Multistage Nevoc Side Entry	EDGE 4 M/S Inert 10 bar	Inert	10 bar	NEVOC Inlet 3/8" BSP outlet RH	Side
0700018100	10 Bar Oxygen Multistage Regulator, S/E, NEVOC	EDGE 4 M/S OXY NEVOC	Oxygen	10 bar	NEVOC Inlet 3/8" BSP outlet RH	Side
0700018105	40 lpm Argon/CO2 Multistage Regulator, S/E, NEVOC	EDGE 4 M/S AR/CO2 NEVOC	Argon/CO2	0-40 l/min	NEVOC Inlet 3/8" BSP outlet RH	Side

See pages 10-11 for the ESAB range of Flashback Arrestors.

Regulators

EDGE™ Linemaster Series

Station Regulator

The Linemaster Station Regulator is designed for weld station use and other gas distribution applications requiring consistent gas flow across a range of delivery pressures.

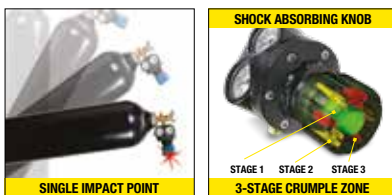
- Forged brass body with high strength zinc-aluminium bonnet
- Gauge grey scale indicates supply and delivery pressure capacity of the regulator
- Efficient internal flow paths offer improved flow consistency across a range of delivery pressures
- Large, easy grip SLAM style PA knob



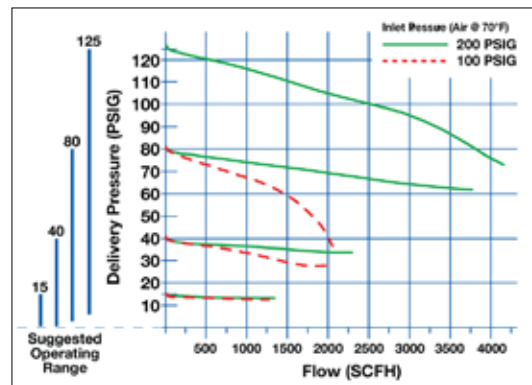
Ideal for Industrial Sector Uses:

- Shipbuilding
- Automotive
- Rail
- Fabrication
- Offshore
- Construction
- Maintenance/Repair

SLAM™ Technology



EDGE Linemaster Flow Data



Ordering Information

Part Number	Description	Model	Gas Service	Gas Pressure	Inlet & Outlet	Inlet Position
0700017214	4 Bar Air/Oxy/Inert Station Regulator, Rear Entry	EDGE Linemaster 4 Bar	Air/Oxy/Inert	4 bar	1/4 NPT [M] inlet 3/8" BSP outlet RH	Rear
0700017215	2 Bar Fuel Gas Station Regulator, Rear Entry	EDGE Linemaster 2 Bar	Fuel Gas	2 bar	1/4 NPT [M] inlet 3/8" BSP outlet LH	Rear
0700017216	14 Bar Air/Oxy/Inert Station Regulator, Rear Entry	EDGE Linemaster 14 Bar	Air/Oxy/Inert	14 bar	1/4 NPT [M] inlet 3/8" BSP outlet RH	Rear



Regulators

G Series Regulators

G Series medium capacity regulator range

- Gauge grey scale indicates supply and delivery pressure capacity of the regulator
- High strength zinc aluminium bonnet nearly twice the yield strength of forged brass provides exceptional durability
- 50mm steel gauges
- Colour coded knobs for ease of use and clear identification of gas type
- Forged brass body
- Extended stem fits all common cylinder valves
- Meets ISO 2503



Ordering Information

Part Number	Description	Model	Gas Service	Gas Pressure	Inlet & Outlet	Inlet Position
0700017459	4 Bar Oxygen Regulator, Bottom Entry	G250 S/S OXY 4 Bar	Oxygen	4 bar	5/8" BSP inlet 3/8" BSP outlet RH	Bottom
0700017461	4 Bar Oxygen Regulator, Side Entry	G250 S/S OXY S/E 4 Bar	Oxygen	4 bar	5/8" BSP inlet 3/8" BSP outlet RH	Side
0700017204	10 Bar Oxygen Regulator, Side Entry	G250 S/S OXY S/E 10 Bar	Oxygen	10 bar	5/8" BSP inlet 3/8" BSP outlet RH	Side
0700017205	10 Bar Oxygen Regulator, Bottom Entry	G250 S/S OXY 10 Bar	Oxygen	10 bar	5/8" BSP inlet 3/8" BSP outlet RH	Bottom
0700017206	10 Bar Oxygen Regulator, Bottom Entry (Plugged)	G250 S/S OXY PLUG 10 Bar	Oxygen	10 bar	5/8" BSP inlet 3/8" BSP outlet RH	Bottom
0700017210	1.5 Bar Acetylene Regulator, Side Entry	G250 S/S ACET S/E 1.5 Bar	Acetylene	1.5 bar	5/8" BSP inlet 3/8" BSP outlet LH	Side
0700017211	1.5 Bar Acetylene Regulator, Bottom Entry	G250 S/S ACET 1.5 Bar	Acetylene	1.5 bar	5/8" BSP inlet 3/8" BSP outlet LH	Bottom
0700017212	1.5 Bar Acetylene Regulator, Bottom Entry (Plugged)	G250 S/S ACET PLUG 1.5 Bar	Acetylene	1.5 bar	5/8" BSP inlet 3/8" BSP outlet LH	Bottom
0700017213	4 Bar Propane Regulator, Side Entry (Plugged)	G250 S/S PROP PLUG S/E 0-4 Bar	Propane	4 bar	5/8" BSP inlet 3/8" BSP outlet LH	Side
0700017458	4 Bar Propane Regulator, Side Entry (Single Gauge)	G250 S/S PROP S/E 0-4 Bar	Propane	4 bar	5/8" BSP inlet 3/8" BSP outlet LH	Side
0700017221	Flow Gauge Regulator, Bottom Entry	GF250 S/S AR/CO2 40LPM	Argon / CO2	0-40 l/min	5/8" BSP inlet 3/8" BSP outlet RH	Bottom
0700017222	Flow Gauge Regulator, Side Entry	GF250 AR/CO2 S/E 40 LPM	Argon / CO2	0-40 l/min	5/8" BSP inlet 3/8" BSP outlet RH	Side
0700017223	2 Bar Preset Flow Gauge Regulator, Bottom Entry	G250 S/S ARGON/CO2, PRESET	Argon / CO2	2 bar	5/8" BSP inlet 3/8" BSP outlet RH	Bottom
0700017460	2 Bar Preset Flow Gauge Regulator, Side Entry	G250 S/S ARGON/CO2, S/E PRESET	Argon / CO2	2 bar	5/8" BSP inlet 3/8" BSP outlet RH	Side
0700018107	Flow Gauge Regulator, Side Entry, NEVOC	GF250 AR/CO2 S/E, NEVOC 40 LPM	Argon / CO2	0-40 l/min	NEVOC inlet 3/8" BSP outlet RH	Side
0700018108	10 Bar Inert Gas Regulator, Side Entry	G250 S/S INERT, S/E 10 Bar	Inert	10 bar	5/8" BSP inlet 3/8" BSP outlet RH	Side

Regulators

G Series Regulators

Flowgauge & Preset Regulators

- Gauge grey scale indicates supply and delivery pressure capacity of the regulator
- High strength zinc aluminium bonnet nearly twice the yield strength of forged brass provides exceptional durability
- 50mm steel gauges
- Colour coded knobs for ease of use and clear identification of gas type
- Forged brass body
- Extended stem fits all common cylinder valves
- Flowmeter to 16 lpm/40 lpm
- Meets ISO 2503



Flowgauge & Preset Regulators

Ordering Information

Part Number	Description	Model	Gas Service	Gas Pressure	Inlet & Outlet	Inlet Position
0700017221	Flow Gauge Regulator, Bottom Entry	GF250 S/S AR/CO2 40LPM	Argon/CO2	0-40 l/min	5/8" BSP inlet 3/8" BSP outlet RH	Bottom
0700017222	Flow Gauge Regulator, Side Entry	GF250 AR/CO2 S/E 40 LPM	Argon/CO2	0-40 l/min	5/8" BSP inlet 3/8" BSP outlet RH	Side
0700018107	Flow Gauge Regulator, Side Entry, NEVOC	GF250 AR/CO2 S/E, NEVOC 40 LPM	Argon / CO2	0-40 l/min	NEVOC inlet 3/8" BSP outlet RH	Side
0700017223	2 Bar Preset Flow Gauge Regulator, Bottom Entry	G250 S/S ARGON/CO2, PRESET	Argon/CO2	2 bar	5/8" BSP inlet 3/8" BSP outlet RH	Bottom
0700017460	2 Bar Preset Flow Gauge Regulator, Side Entry	G250 S/S ARGON/CO2, S/E PRESET	Argon/CO2	2 bar	5/8" BSP inlet 3/8" BSP outlet RH	Side
0700017282	Flowmeter, TIG Welding	FM16 FLOWMETER AR/CO2 16LPM	Argon/CO2	0-16 l/min	3/8" BSP inlet 3/8" BSP outlet RH	-
0700017283	Flowmeter, MIG Welding	FM16 FLOWMETER AR/CO2 40LPM	Argon/CO2	0-40 l/min	3/8" BSP inlet 3/8" BSP outlet RH	-
0701300021	Vantage Flowmeter, TIG Welding	FLOWMETER ARGON/CO2 15L/MON	Argon/CO2	0-15 l/min	3/8" BSP inlet 3/8" BSP outlet RH	-
0701300022	Vantage Flowmeter, MIG Welding	FLOWMETER ARGON/CO2 40L/MON	Argon/CO2	0-40 l/min	3/8" BSP inlet 3/8" BSP outlet RH	-

Regulator/flowmeter combination

Optiflow™

Optiflow™ an exciting mix of economy and performance!

- Can reduce shielding gas consumption by 50%!
- Greatly reduces initial gas surge – improving weld quality
- The reduction in the gas surge results in less turbulence around the weld pool
- Less downtime in changing cylinders due to the increased efficiency of the Optiflow
- Available in two different basic versions – either for connection to gas cylinders or as part of a system for outlet points
- Multi stage design giving steady gas flow throughout the life of the cylinder
- All Optiflow™ models are available in lockable versions for exacting gas flow



Regulators



Optiflow™



Optiflow™ II

Optiflow™

Offering up to 50% gas saving whilst reducing the gas surge and reducing the risk of porosity in the welding joint.

Optiflow II™

All the features of the Optiflow but with the addition of an extra gas outlet should there be a wish to use a backing gas out of the same cylinder. The same savings for the shielding gas are obtained as with the Optiflow. The welding gas and backing gas can each be adjusted separately.



Optiflow™
Outlet points



Optiflow™
Gas saver solution

Optiflow™ Outlet Points

Offering the same gas saving features as the Optiflow.

Optiflow™ Built in Solution

For use alongside a normal regulator in order to add the gas saving function to a welding machine or feeder unit.

Regulator/flowmeter combination

Optiflow™

Optiflow™ – How much will it save you?

TYPE OF WELD

Welding wire consumption /year. Tons	100% spot welds		75% spot welds 25% long welds		50% spot welds 50% long welds		25% spot welds 75% long welds	
	GBP	EUR	GBP	EUR	GBP	EUR	GBP	EUR
1	583	667	467	533	350	400	233	267
2	1,167	1,333	933	1,067	700	800	467	533
3	1,750	2,000	1,400	1,600	1,050	1,200	700	800
4	2,333	2,667	1,867	2,133	1,400	1,600	933	1,067
5	2,917	3,333	2,333	2,667	1,750	2,000	1,167	1,333
10	5,833	6,667	4,667	5,333	3,500	4,000	2,333	2,667
	8,750	10,000	7,000	8,000	5,250	6,000	3,500	4,000

The amount of gas you save with Optiflow™ depends on how much you weld. The more short welds you have, the larger your saving.

Example: If you normally consume around five tons of welding wire per year and half of your welds are long welds and the rest are spot welds, you can, by investing in an Optiflow, save 2000 EUR per year!

Ordering Information

Description	Fitting Style	Inlet and Outlet	Gas Service	Gas Flow	Part Number
Optiflow™, ar/mix side entry	British	G 5/8" BSP inlet G 3/8" BSP Outlet RH	Argon/Mix Gases	30 LPM	0700016991
Optiflow™, ar/mix bottom entry	British	G 5/8" BSP inlet G 3/8" BSP Outlet RH	Argon/Mix Gases	30 LPM	0700016992
Optiflow™, ar/mix bottom entry lockable	British	G 5/8" BSP inlet G 3/8" BSP Outlet RH	Argon/Mix Gases	30 LPM	0700016993
Optiflow™, ar/mix side entry lockable	British	G 5/8" BSP inlet G 3/8" BSP Outlet RH	Argon/Mix Gases	30 LPM	0700016994
Optiflow™ II, ar/mix bottom entry	British	G 5/8" BSP inlet G 3/8" BSP Outlet RH	Argon/Mix Gases	30 LPM	0700016996
Optiflow™ II, ar/mix side entry	British	G 5/8" BSP inlet G 3/8" BSP Outlet RH	Argon/Mix Gases	30 LPM	0700016997
Optiflow™, outlet point	British	G 3/8" BSP inlet with Nipple Outlet	Argon/Mix Gases	30 LPM	0700016998
Optiflow™, outlet point lockable	British	G 3/8" BSP inlet with Nipple Outlet	Argon/Mix Gases	30 LPM	0700016999
Optiflow™, for altop w.quick connector	British	Quick Connectors	Argon/Mix Gases	30 LPM	0700017000
Optiflow™, ar/mix s/e nevoc	British	NEVOC inlet G 3/8" Outlet RH	Argon/Mix Gases	30 LPM	0700017001

Optiflow spares

Description	Part Number
Optiflow™ Replacement Gauge	0700016985
Optiflow™ Replacement Flowmeter	0700016986

Gas Safety

Replacement recommendations

ESAB regulators benefit from two permanently marked codes on their bodies. Flashback Arrestors are marked on their label. This shows the manufacture date in code plus an additional inspection/replacement stamp typically showing the year at which we recommend the equipment be replaced. This dual system provides the essential age information required by the user/inspector.

Pressure regulators and flashback arrestors contain elastomeric components which deteriorate with age and cause the units to fail in service.

Pressure regulators in 'low wear' situations such as educational establishments, laboratories and similar applications are particularly prone to failure. Indeed, a number of serious incidents have occurred as a result of an elastomeric component failure such as a large discharge of gas from the over pressure relief valve. The consequences of such releases can be atmospheric enrichment or depletion leading to fires or asphyxiation. They can also lead to a variety of other unsafe conditions.

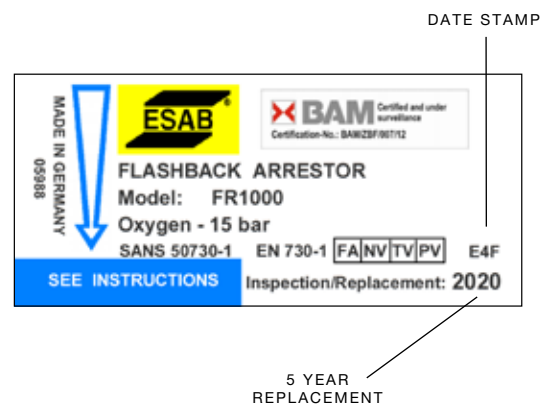
In response to the need for industry safety, the British Compressed Gases Association recommended in their Code of Practice 7 that Regulators and Flashback Arrestors be replaced or refurbished after 5 years in service or manufacturers recommendation. This is an excellent recommendation and has been widely adopted by the industry.

Regulators


■ ESAB style regulator




■ ESAB flashback arrestors



■ ESAB EDGE style regulator



■ ESAB G Series regulator rear



Gas Safety

Replacement recommendations

To ascertain the exact month of manufacture of an ESAB EDGE, or G Series regulator, the date stamp code appears on the back, typically for example: CMV. The code is translated thus; *The FIRST letter is the ASSEMBLY LOCATION

Month		Year	
January	A	2010	T
February	B	2011	U
March	C	2012	V
April	D	2013	W
May	E	2014	Y
June	F	2015	Z
July	G	2016	A
August	H	2017	B
September	J	2018	C
October	K	2019	D
November	L	2020	E
December	M	2021	F

Lettering Format Chart For Assembly Location	
Assembly Location	Lettering Style
USA	GOTHIC
MEXICO	<i>ITALIC</i>
CHINA	GOTHIC, WITH THE LETTER 'C' BEFORE THE DATE CODE EXAMPLE: CMV = CHINA, DECEMBER, 2012

Regulators

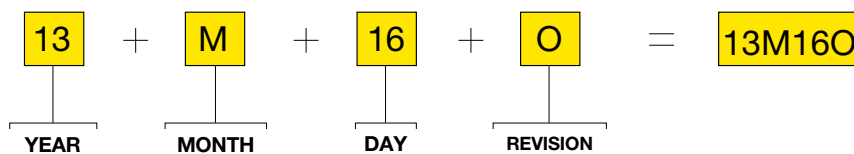
Therefore a regulator marked CMV was manufactured in December 2012 in China.

To ascertain the exact month of manufacture of ESAB and Murex regulators, the date stamp code appears on the back, typically for example: E3AF. The code is translated thus: *The LAST letter is the ASSEMBLY LOCATION

Decade	Year		Month		Assembly Location
A = 1970	1	6	A = January	G = July	F = Florence
B = 1980	2	7	B = February	H = August	
C = 1990	3	8	C = March	J = September	
D = 2000	4	9	D = April	K = October	
E = 2010	5		E = May	L = November	
			F = June	M = December	

Therefore the regulator marked E3AF was manufactured in January 2013 in Florence.

For ESAB Elite series regulators manufactured from December 2013, there will be a change to the aforementioned manufacturing date coding system. This new code will remain permanently engraved in the same location as previous and will be translated thus:



Therefore, the regulator marked 13M16O was manufactured on 16th December 2013.

Oxy-Fuel Cutting & Welding Outfits

EDGE™ Series and G-Series Kits

ESAB cutting & welding outfits are designed to meet the requirements of modern industrial applications. Available with either EDGE or G Series oxygen and acetylene regulators. Kits contain regulators, shank, welding mixer, cutting attachment, nozzles, gas hose, FBA's and accessories. ESAB cutting and welding kits are supplied ready to use with a sturdy carry case to allow for safe and easy transportation.



CA444 NM Cutting Attachment



WH443 NM Welding Handle



Deluxe Outfit Includes:

- Oxygen regulator
- Fuel gas regulator
- Torch shank
- Cutting attachment
- Cutting nozzle
- Welding nozzle
- Oxygen flashback arrestor
- Acetylene flashback arrestor
- Hose
- Spark lighter
- Goggles
- Nozzle cleaner

- **EDGE Regulators** feature highly durable recessed gauges and SLAM™ shock-absorbing knob to protect regulator and cylinder valve in the event of a fall.
- **G Series Regulators** feature large, clear scale gauges with colour coded operational guidelines, and colour coded PA knobs for ease of use and clear identification of gas type.
- **NM Combination Torch** has a Non-slip handle that is ergonomic and comfortable, easing stress on the hand along with a forged brass body and stainless steel valves for extended operational life and increased safety.
- Kits contain the 3 function ESAB FRT Model flash back arrestors.
- **Sturdy, hard carry case** to transport equipment.

Oxy-Fuel Cutting & Welding Outfits

EDGE™ Series and G-Series Kits



Outfits



Industry Uses:

- Shipbuilding
- Automotive
- Rail
- Fabrication
- Offshore
- Construction
- Maintenance/Repair

Ordering Information

Model	Oxygen Regulator	Acetylene Regulator	Part Number
EDGE Oxy/Acet (S/S) Deluxe Outfit	EDGE 10 Bar, Side Entry	EDGE 1.5 Bar, Side Entry	0700017413
EDGE Oxy/Acet (B/S) Deluxe Outfit	EDGE 10 Bar, Bottom Entry	EDGE 1.5 Bar, Side Entry	0700017415
G250 Oxy/Acet (B/B) Deluxe Outfit	G250 10 Bar, Bottom Entry	G250 1.5 Bar, Bottom Entry	0700017418
G250 Oxy/Acet (S/S) Deluxe Outfit	G250 10 Bar, Side Entry	G250 1.5 Bar, Side Entry	0700017420
G250 Oxy/Acet (B/S) Deluxe Outfit	G250 10 Bar, Bottom Entry	G250 1.5 Bar, Side Entry	0700017422

Oxy-Fuel Cutting & Welding Outfits

EDGE™ Series and G-Series Kits - Contents



Outfits

EDGE Oxygen and Acetylene (S/S) DELUXE OUTFIT - 0700017413

Item	Description
Fuel Regulator	EDGE 1.5 BAR SIDE ENTRY ACETYLENE REGULATOR
Oxygen Regulator	EDGE 10 BAR SIDE ENTRY OXYGEN REGULATOR
Torch Shank	WH443 SHANK
Cutting Attachment	CA444 CUTTING ATTACHMENT
Mixer	WELDING MIXER
Welding Nozzle	NOZZLE, SIZE 1
Cutting Nozzle	5/64 ANM CUTTING TIP
Gas Hose	6.3MM FUEL & OXY HOSE SET - 5M
Flashback Arrestors	FRT MODEL - REGULATOR MOUNTED
Accessories	
Nozzle Cleaner	
Goggles	
Sparklighter	
Spanner	

EDGE Oxygen and Acetylene (B/S) DELUXE OUTFIT - 0700017415

Item	Description
Fuel Regulator	EDGE 1.5 BAR SIDE ENTRY ACETYLENE REGULATOR
Oxygen Regulator	EDGE 10 BAR BOTTOM ENTRY OXYGEN REGULATOR
Torch Shank	WH443 SHANK
Cutting Attachment	CA444 CUTTING ATTACHMENT
Mixer	WELDING MIXER
Welding Nozzle	NOZZLE, SIZE 1
Cutting Nozzle	5/64 ANM CUTTING TIP
Gas Hose	6.3MM FUEL & OXY HOSE SET - 5M
Flashback Arrestors	FRT MODEL - REGULATOR MOUNTED
Accessories	
Nozzle Cleaner	
Goggles	
Sparklighter	
Spanner	

Oxy-Fuel Cutting & Welding Outfits

EDGE™ Series and G-Series Kits - Contents



G250 Oxygen and Acetylene (B/B) DELUXE OUTFIT - 0700017418

Item	Description
Fuel Regulator	G250 1.5 BAR BOTTOM ENTRY ACETYLENE REGULATOR
Oxygen Regulator	G250 10 BAR BOTTOM ENTRY OXYGEN REGULATOR
Torch Shank	WH443 SHANK
Cutting Attachment	CA444 CUTTING ATTACHMENT
Mixer	WELDING MIXER
Welding Nozzle	NOZZLE, SIZE 1
Cutting Nozzle	5/64 ANM CUTTING TIP
Gas Hose	6.3MM FUEL & OXY HOSE SET – 5M
Flashback Arrestors	FRT MODEL – REGULATOR MOUNTED
Accessories	
Nozzle Cleaner	
Goggles	
Sparklighter	
Spanner	

G250 Oxygen and Acetylene (S/S) DELUXE OUTFIT - 0700017420

Item	Description
Fuel Regulator	G250 1.5 BAR SIDE ENTRY ACETYLENE REGULATOR
Oxygen Regulator	G250 10 BAR SIDE ENTRY OXYGEN REGULATOR
Torch Shank	WH443 SHANK
Cutting Attachment	CA444 CUTTING ATTACHMENT
Mixer	WELDING MIXER
Welding Nozzle	NOZZLE, SIZE 1
Cutting Nozzle	5/64 ANM CUTTING TIP
Gas Hose	6.3MM FUEL & OXY HOSE SET – 5M
Flashback Arrestors	FRT MODEL – REGULATOR MOUNTED
Accessories	
Nozzle Cleaner	
Goggles	
Sparklighter	
Spanner	

G250 Oxygen and Acetylene (B/S) DELUXE OUTFIT - 0700017422

Item	Description
Fuel Regulator	G250 1.5 BAR SIDE ENTRY ACETYLENE REGULATOR
Oxygen Regulator	G250 10 BAR BOTTOM ENTRY OXYGEN REGULATOR
Torch Shank	WH443 SHANK
Cutting Attachment	CA444 CUTTING ATTACHMENT
Mixer	WELDING MIXER
Welding Nozzle	NOZZLE, SIZE 1
Cutting Nozzle	5/64 ANM CUTTING TIP
Gas Hose	6.3MM FUEL & OXY HOSE SET – 5M
Flashback Arrestors	FRT MODEL – REGULATOR MODEL
Accessories	
Nozzle Cleaner	
Goggles	
Sparklighter	
Spanner	

ESAB's Warranty

ESAB offers a limited warranty on its gas equipment (the full terms of which are set forth in ESAB's terms and conditions) covering the following periods:

- EDGE & G series regulators = 5 years
- ESAB NM cutting torches = 5 years
- Optiflow regulators = 2 years

ESAB's warranty is limited to defects which arise solely from faulty design, materials or workmanship on our part. For full details, please see ESAB's terms and conditions.

Certificate of Conformity and Origin

In order to provide legal protection to our Distributors and End User Customers ESAB offer a full documentation service.

Under the terms of the Consumer Protection Act 1987 it is an offence to supply any consumer goods which fail to comply with general safety requirements. For ESAB Distributors the provision of this documentation service confirms compliance with National Standards and manufacturing origins. For end users it provides peace of mind and confirmation that they are dealing with a long established, respected and reliable company.



ESAB Gas Inspectors Course

ESAB have revised and reformatted the Accredited Inspectors training courses. These courses are designed to qualify persons to conduct full safety checks on individual oxy-fuel gas welding systems. Following satisfactory completion of the course examination a City and Guilds Certificate is awarded to successful candidates.

WHAT IS INVOLVED?

The training course is of 2 days duration with an overnight residential stay. The first part of the course involves theoretical instruction on oxy-fuel gas safety, the properties of gases, safe use and operation of systems. The second day of the course is entirely devoted to practical training. Any person responsible for the practical safety aspects of oxy-fuel gas systems will benefit from the course such as safety officers, maintenance staff, supervisors or technical college and school lecturers.

ESAB Gas Inspectors information

Contact: Gas course administrator
Telephone: 01992 768515
E-mail: info@esab.co.uk



ESAB Personal Protection Equipment



ESAB's comprehensive, high quality range of PPE offers the performance and reliability that you would expect from a leading supplier of welding and cutting solutions.

Find our latest PPE range at www.esab.co.uk

UNRIVALLED SERVICE AND SUPPORT.

Every ESAB product is backed by our commitment to superior customer service and support. Our skilled customer service department is prepared to quickly answer any questions, address problems, and help with maintenance and upgrading of your equipment. Our products are backed with the most comprehensive warranty in the business.

With ESAB, you can be sure that you purchased equipment that will meet your needs today and in the future. Ask your ESAB sales representative or distributor for a complete ESAB solution.

For more information, **visit esab.com**



ESAB / esab.com

